

11 Plus English: Classic Reading Resource for Parents

Welcome! This resource is designed to help parents support their children in preparing for the 11+ English exam, using classic literature available freely online. For each book, you'll find links to public domain versions and a focused workbook to develop a targeted reading skill.

1. Just-So Stories by Rudyard Kipling


Read it for free:

- [Project Gutenberg](#) (EPUB, Kindle, Plain text, HTML)
- [Internet Archive](#) (various formats)
- [Standard Ebooks](#) (EPUB, Kindle)

Workbook Focus: Retrieval Skills

Encourage your child to read a story (e.g., "*How the Camel Got His Hump*") and then ask oral questions that require retrieving and repeating key information. Try these types of questions after each story:

- What was the first thing the camel refused to do?
- Who asked the Djinn for help, and why?
- What did the Djinn give the camel?
- Where did the camel live at the start of the story?
- Can you list three animals that appear in the story?

 **Parent tip:** Mix direct questions ("*What did the Djinn do?*") with detail checks ("*What word did the camel keep saying?*"). Encourage your child to point to the answer in the book if they need to.



2. Alice's Adventures in Wonderland by Lewis Carroll


Read it for free:

- [Project Gutenberg](#) (EPUB, Kindle, Plain text, HTML)
- [Internet Archive](#) (scanned editions, PDF/EPUB)
- [Standard Ebooks](#) (EPUB, Kindle)

Workbook Focus: Vocabulary Skills

After reading a chapter, highlight unusual or challenging words. Try these vocabulary activities:

- **Context clues:** Ask, *"What do you think 'curious' means in this sentence? What helped you guess?"*
- **Synonyms:** *"What is another word for 'sudden' as used in the story?"*
- **Antonyms:** *"What is the opposite of 'timid'? Can you find a sentence where Alice is timid?"*
- **Create a word map:** Pick a word and write 2 synonyms, 2 antonyms, a sentence from the book, and your own sentence using the word.

 **Parent tip:** Praise your child for figuring out meanings from surrounding words, and encourage them to keep a **"new words" notebook**.



3. The Wind in the Willows by Kenneth Grahame


Read it for free:

- [Project Gutenberg](#) (EPUB, Kindle, Plain text, HTML)
- [Internet Archive](#) (various formats)

Workbook Focus: Figurative Language

After reading a passage, work on these identification and interpretation tasks:

- **Find a simile:** *"Can you spot a simile in this chapter? What two things are being compared?"*
- **Identify a metaphor:** *"Is there a metaphor the author uses to describe the river? What does it mean?"*
- **Vivid imagery:** *"Underline a sentence where you can picture clearly what is happening- what words make it vivid?"*
- **Onomatopoeia/alliteration:** *"Can you find a word that sounds like what it means, or a sentence where words start with the same sound?"*

 **Parent tip:** Read aloud together and model how to spot figurative language by **thinking aloud yourself**.



4. Anne of Green Gables by L.M. Montgomery


Read it for free:

- [Project Gutenberg](#) (EPUB, Kindle, Plain text, HTML)
- [Internet Archive](#) (various formats)
- [Standard Ebooks](#) (EPUB, Kindle)

Workbook Focus: Character Inferencing

After reading a chapter, ask inferencing questions:

- *"How do you think Anne felt when she arrived at Green Gables? What clues does the author give?"*
- *"What can we tell about Marilla's personality from the way she speaks to Anne?"*
- *"Find a moment when Anne acts bravely. How do you know she is brave, even if the author doesn't say it directly?"*
- *"Why do you think Anne said X? What does that tell us about her character?"*

 **Parent tip:** Encourage your child to **"read between the lines"** and justify their ideas with evidence from the text.



5. The Secret Garden by Frances Hodgson Burnett


Read it for free:

- [Project Gutenberg](#) (EPUB, Kindle, Plain text, HTML)
- [Internet Archive](#) (various formats)
- [Standard Ebooks](#) (EPUB, Kindle)

Workbook Focus: Summarising and Recognising Theme

After reading a chapter, try these summarising exercises:

- *What part of the text shows us that Alice is feeling confused? Can you read the sentence or paragraph that gives you this impression?*
- *"Can you tell me what happened in this chapter in your own words, using just 3 sentences?"*
- *"What do you think is the most important event in this chapter- and why?"*
- *"What is a big idea or lesson from today's reading? How does the author show this?"*

 **Parent tip:** Help your child distinguish between **main events** and little details, and support them in identifying moral or thematic messages.

For tutoring enquiries: emma@wordyclassroom.com

